

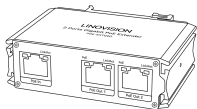
LINOVISION

Mini 2-Port Gigabit PoE Extender
POE-EXT02G
Quick Guide (V2.0/2026-5-13)

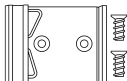


Quick Guide

Package Contents



POE-EXT02G



DIN-Rail Mounting Accessory

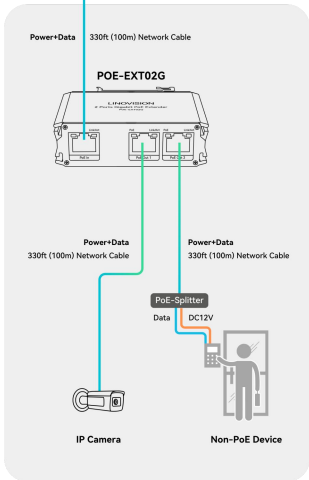
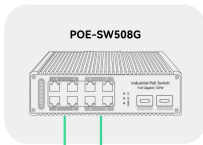


Wall Mounting Accessory

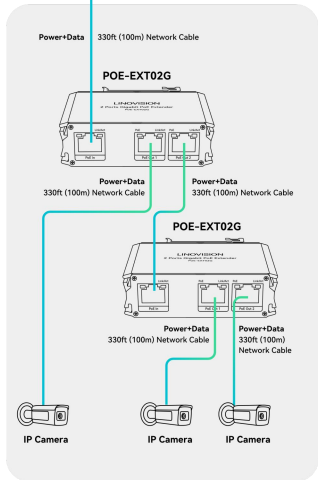


User Manual

Connection Diagram



Surveillance System



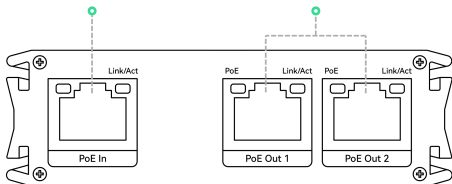
Cascade Deployment

Interface

Front View

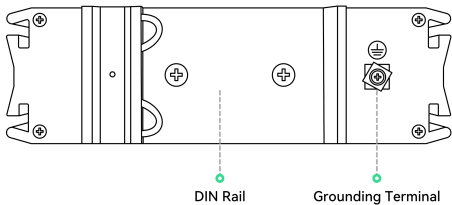
Gigabit IEEE 802.3af/at PoE
Input Port, Max. 30W

Two Gigabit PoE Output Ports,
Max. 30W

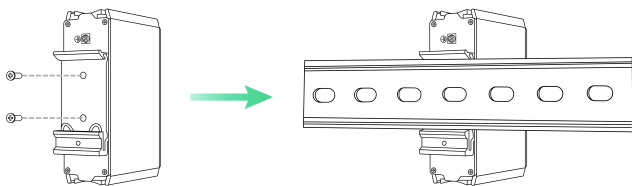


Total PoE Budget is 30W

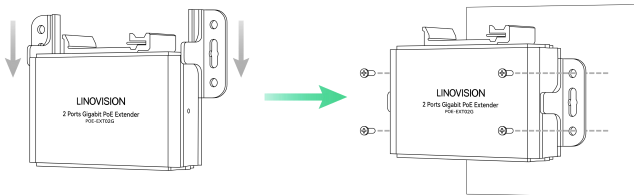
Side View



Installation



DIN-rail Installation



Wall-mounted Installation

Specifications

Hardware	
Dimensions (W*H*D)	82.7 × 25.8 × 53.6 mm (3.26 × 1.02 × 2.11 in)
Weight	107g (0.2 lb)
Material	Metal
Installation	Din Rail Mount
Interfaces	
Network	PoE in: 1 * 10/100/1000 Mbps RJ45 PoE Port PoE Out: 2 * 10/100/1000 Mbps RJ45 PoE Ports
Transmission	
Distance	Each PoE Extender will extend Extra 330ft PoE+ Data transmission
Cascade deployment	Support two levels cascade deployment
PoE	
PoE In	PoE+, IEEE 802.3af/at Support both Mode A (Pins 1/2 [+], 3/6 [-]) and Mode B (Pins 4/5 [+], 7/8 [-])
PoE Out	Two PoE Output Ports (48V), up to 30W on one port, 30W total shared power budget Pins 4/5 [+], 7/8 [-].
Device Power Consumption	<=3W
Total PoE Budget	<=30W
LED Indicators	
PWR	Power
PoE	Power over Ethernet
L/A	Link/Activity
Environment	
Operating Temperature	-30°C to 65°C (-22°F to 149°F)
Operating Humidity	10% to 90% non-condensing
ESD/Surge Protection	4KV