


## POE-SWR420UR

16 Ports UltraReach PoE Switch With Remotely Cloud Management



### Outstanding Features

- **16 Ports UltraReach PoE Switch:** Features 4 IEEE 802.3af/at/bt-compliant PoE ports, 12 IEEE 802.3af/at-compliant PoE ports, and 2 Gigabit Combo uplink ports.
- **2600ft UltraReach PoE Transmission:** Port9-16 adopts Linovision proprietary UltraReach PoE technology and extend PoE & data up to 2,600ft or 800 meters. It offers great flexibility for cabling. (POE-EXT3001LP should be connected at the remote side and is sold separately.)
- **4 BT 90W PoE++:** Port 1-4 support BT 90W output, sufficient power for all IEEE 802.3af/at/bt PoE devices in the market, including IP cameras, PTZ cameras, Wireless AP, VoIP phone, PoE light, PoE monitor, etc. (Total PoE budget is 300W)
- **Remotely Cloud Managed:** Via WEB GUI or RemoteMonit CLOUD. It supports VLAN, QOS and PoE port management, including PoE On/Off control, Power budget, priority, etc.
- **2 GE/SFP Combo Uplink:** Provides 2\* Combo Ports, each Combo Port comes with one Gigabit RJ45 port and one SFP port, you can select either port in each pair based on your network requirements, but not both simultaneously.
- **Built-in 300W Power Adapter:** Total PoE budget 250W and 90W output on port1-4. It can easily handle multiple high-power devices. Built-in 300W power supply, no external power adapter needed for easy and reliable setup.

## Specification

<b>Mechanical</b>	
Material	Metal
Weight	1.8 kg (3.97 lb)
Dimension	280x178x44 mm (11.02"x7.01"x1.73")
Number Of Fans	1
Fan Speed	5000
Operating Temperature	0°C to +40°C (32°F to 104°F)
Storage Temperature	-40°C to +70°C (-40°F to 158°F)
Operating Humidity	10% ~ 90% non-condensing
Storage Humidity	5% ~ 90% non-condensing
<b>Interfaces</b>	
Input Power Supply	AC: 100-240 V, 50/60 Hz (5.45 A Max)
Network	16 * 10M/100Mbps RJ45 Port 2 * 1000Mbps Combo Port
Indicator	PWR (Green), LNK/ACT (Green), PoE (Orange)
Standard	IEEE802.3, IEEE802.3i, IEEE802.3u, IEEE802.3x, IEEE802.1q, IEEE802.1p, IEEE802.3af, IEEE802.3at, IEEE802.3bt
<b>Ethernet</b>	
PoE Output Ports	Port 1-4: PoE++, IEEE 802.3af/at/bt Port 5-16: PoE+, IEEE 802.3af/at, Mode A(Pins 1/2[+], 3/6[-])
Power Supply	300 W
PoE Power Budget	250 W
<b>Switching Features</b>	
MAC Address Table	8 K
Packet Buffer	4 Mbits
Jumbo Frame	9216 Byte
Switching Capacity	7.2 Gbps
Packet Forward Speed	5.36 Mpps

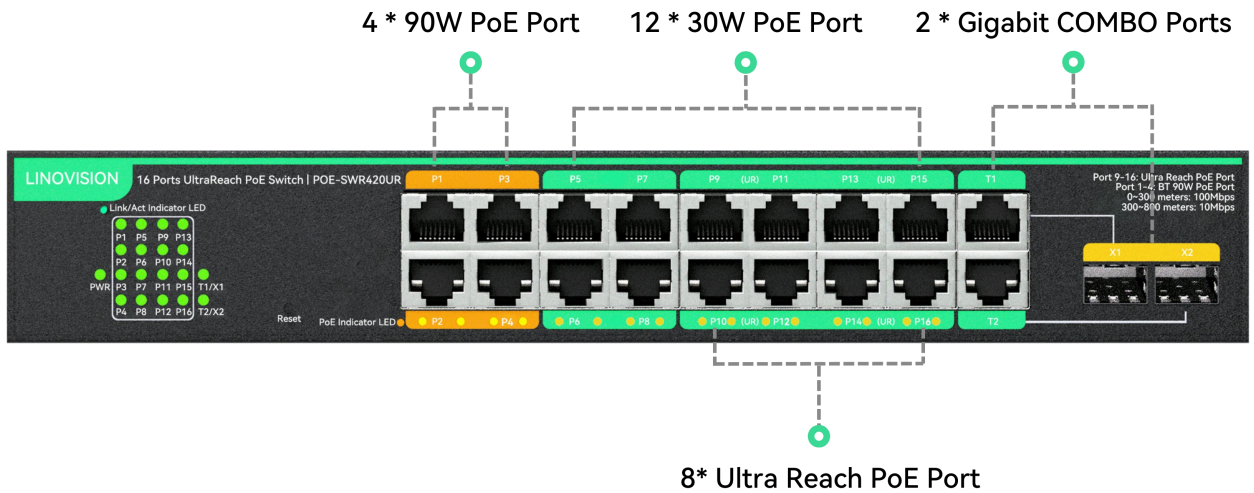
*\*Disclaimer: Technical specifications may subject to change without prior notice*

## Specification

Environment	
Surge Protection	Differential mode $\pm 2$ KV, Common mode $\pm 4$ KV
Electrostatic Standard	Contact $\pm 6$ KV, Air $\pm 8$ KV
MTBF	>50000 hours

## Interface

### Front View



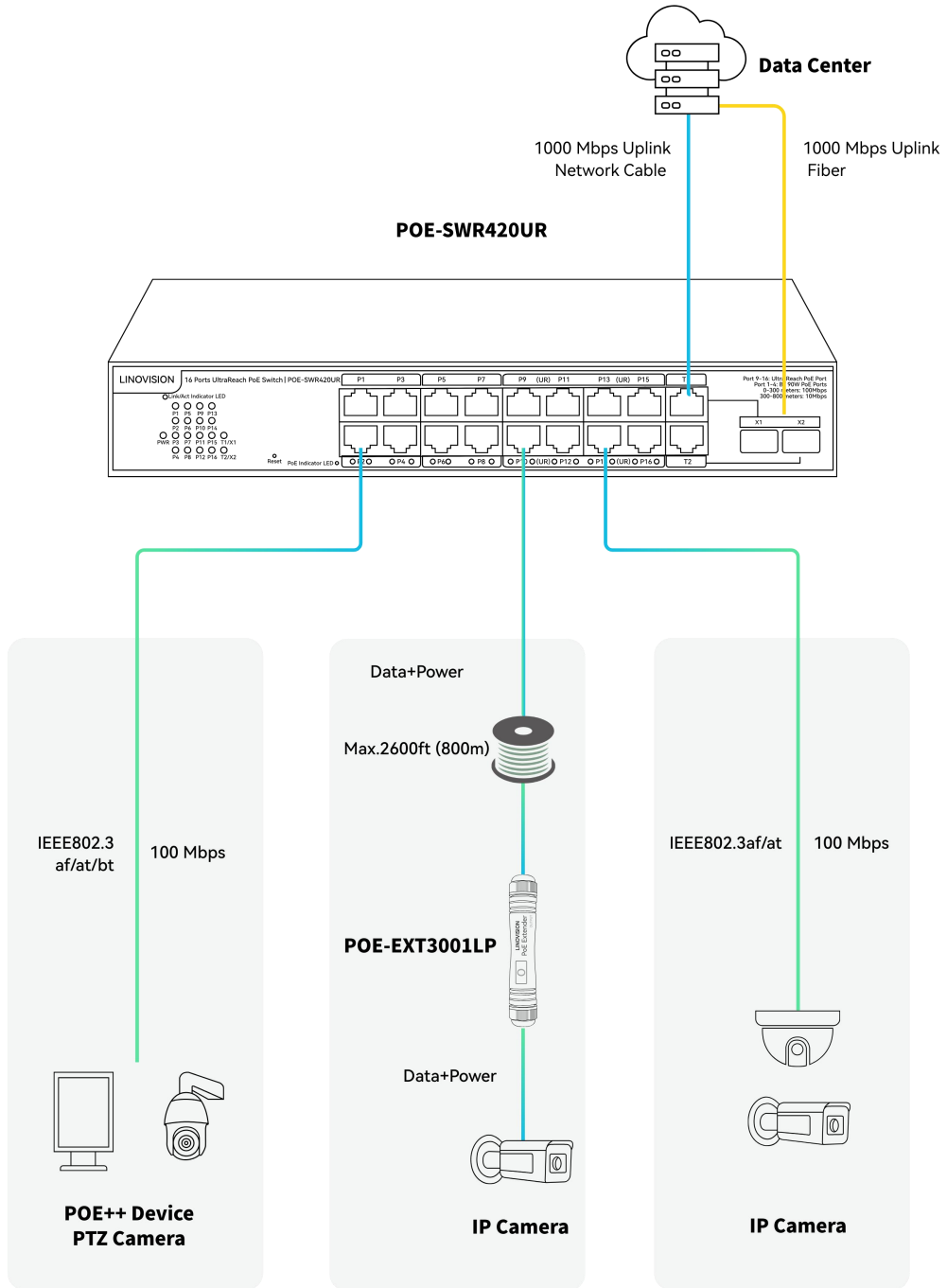
Total PoE Budget 250W

### Back View



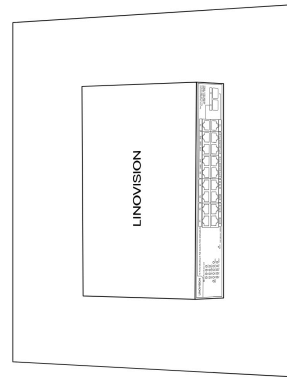
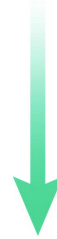
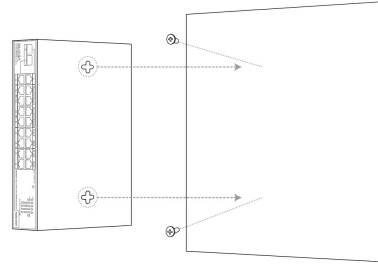
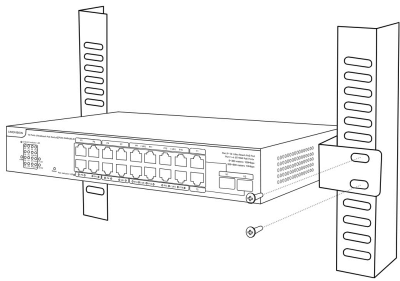
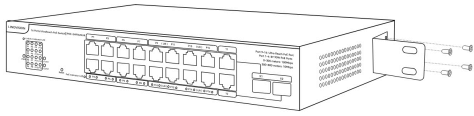
*\*Disclaimer: Technical specifications may subject to change without prior notice*

## Connection Diagram



*\*Disclaimer: Technical specifications may subject to change without prior notice*


## Installation



### Cabinet Installation & Wall Mounting

*\*Disclaimer: Technical specifications may subject to change without prior notice*

## Dimension



Weight: 1.8kg (3.97lb)


## Package



POE-SWR420UR



Power Adapter



Rack Mount Accessory



User Manual